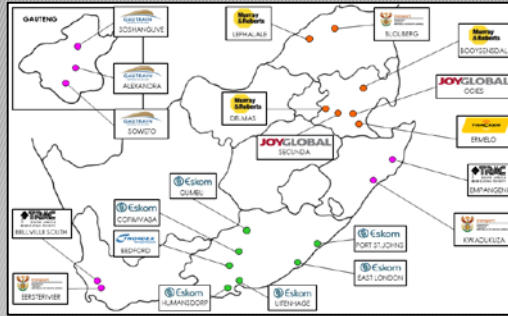
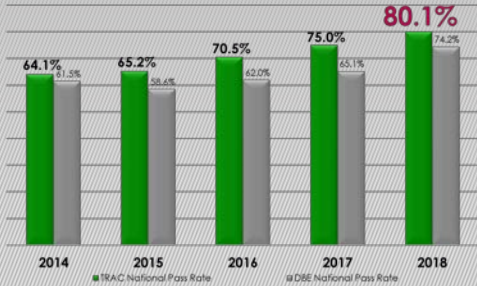


- 3 TRAC Regions
- Mpilo
- Phumelela
- Ithuba
- 7 Financial Partners



- 21 TRAC Points in 6 provinces
- 105 Secondary Schools
- 6111 TRAC learners
 - 3 412 Grade 11
 - 2 699 Grade 12

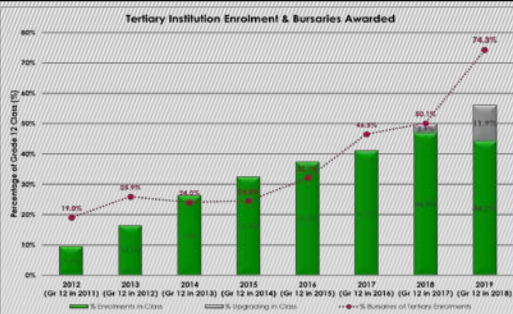
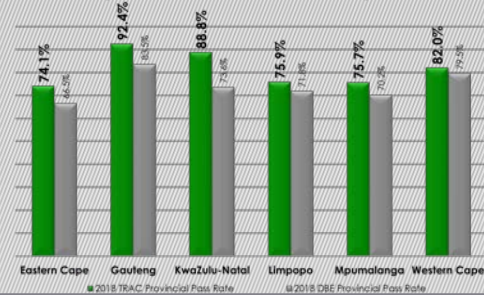
Physical Science Pass Rate Comparison




TRAC's national pass rate has improved annually since the inception of the CAPS curriculum in 2014, increasing from 64.1% in 2014 to a satisfactory **80.1%** in 2018. This constitutes a **16%** increase over the past 5 years. We are satisfied to have recorded a **5.1%** increase on the 2017 cohort's pass rate performance.

In all provinces the TRAC provincial pass rate exceeded the DBE provincial pass rates. **Ten** TRAC points recorded pass rates of over **80%**. **Five** of these were pass rates of over **90%**. We are proud of the results of the TRAC point in Cofimvaba (Eastern Cape), recording a pass rate of **90.1%** within the 1st year of its operations in this rural community.

Physical Science Provincial Pass Rate Comparison



A total of **44.2%** of the 2018 Grade 12 class have registered for tertiary studies and nearly **12%** of the class have decided to improve their grade 12 results by attending lectures at tertiary institutions or at schools. **74.3%** of the learners that have registered for tertiary studies do so with funding which was obtained through the facilitation of TRAC.



116 TRAC@Maties Students - Physical Science Average - Gr 10 : 64% to Gr 12 : 75%